


**BERRY≡ALLOC®**

High Pressure laminate

# ORIGINAL COLLECTION

 1207 x 198 mm

44 designs



Silent System  
acoustic underlay

**Class 34:** Extremely intensive commercial use

# Original

CLASS 34 - AC6

Thickness

9+2  
mm

Length/Width


1207  
x 198

Installation

High  
Tech  
Loc  
ALUMINIUM

\* Matching  
accessories  
available

incl. Underlay



62001376 JAN MAYEN ASH \*  
2 bevels



62001355 LIGHT OAK \*  
2 bevels



62001383 ROCCA DI PAPA PINE \*  
4 bevels



62001398 VOSS OAK \*  
2 bevels



62001384 WHITE OAK 2 STR \*  
no bevels



62001361 CHICAGO ELM \*  
2 bevels

# Original

CLASS 34 - AC6

Thickness

9+2  
mm

Length/Width

1207  
x 198

Installation

High  
Tech  
Loc  
ALUMINIUM

\* Matching  
accessories  
available

incl. Underlay




62001375 BOGSTAD ASH \*  
4 bevels



62001394 WHITE OILED ASH 3 STR \*  
no bevels



62001399 JACINTA OAK \*  
2 bevels



62001354 WHITE PINE \*  
4 bevels



62001385 SKAGEN OAK 2 ST \*  
0 bevels




62001357 SPRING OAK \*  
2 bevels



62001395 MIMOSA ASH 3 STR \*  
no bevels



62001400 BEVERLY OAK \*  
2 bevels



62001420 BERLIN OAK \*  
2 bevels



62001238 ELEGANT NATURAL OAK  
2 bevels



62001419 TRONDHEIM OAK \*  
2 bevels



62001359 WHITE OILED OAK \*  
no bevels

# Original

CLASS 34 - AC6

Thickness

9+2  
mm

Length/Width

1207  
x 198

Installation

High  
Tech  
Loc  
ALUMINIUM


\* Matching  
accessories  
available

incl. Underlay



SATIN

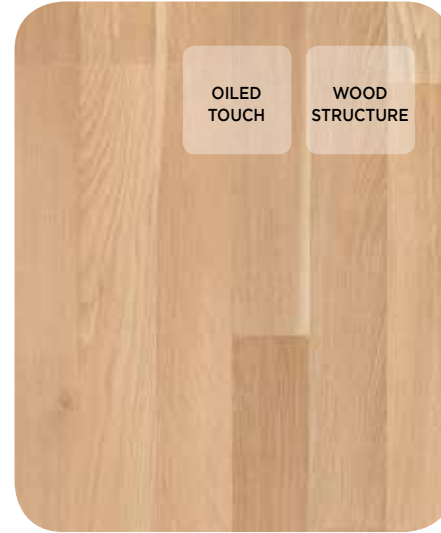
62001372 KALMAR OAK 3 STR \*  
no bevels



OILED  
TOUCH

WOOD  
STRUCTURE

62001358 CANYON LIGHT OAK \*  
2 bevels



OILED  
TOUCH

WOOD  
STRUCTURE

62001391 NATURAL OAK 2 STR \*  
no bevels



OILED  
TOUCH

WOOD  
STRUCTURE

62001403 SIENNA DOUGLAS \*  
2 bevels



BRUSHED

62001404 HASTA LA VISTA \*  
no bevels



BRUSHED

62001353 COPENHAGEN OAK \*  
2 bevels



ORIGINAL COPENHAGEN OAK - 1207 X 198 mm

# Original

CLASS 34 - AC6

Thickness

9+2  
mm

Length/Width

1207  
x 198

Installation


High  
Tech  
Loc  
ALUMINIUM

\* Matching  
accessories  
available


incl. Underlay



62001390 SMOKED OAK 2 STR \*  
no bevels



62001382 OSLO OAK \*  
2 bevels




62001380 BOND OAK \*  
2 bevels



62001397 SILVER OAK 2 STR \*  
no bevels



62001402 ANEGADA OAK \*  
2 bevels



62001386 LISTA OAK 2 STR \*  
no bevels




OILED TOUCH  
WOOD STRUCTURE

62001387 CASTILLO PINE \*  
4 bevels




OILED TOUCH

62001352 ELEGANT SOFT GREY OAK \*  
2 bevels




BRUSHED

62001401 MALTA OAK \*  
2 bevels




OILED TOUCH  
WOOD STRUCTURE

62001389 OLEANDER OAK 2 STR \*  
no bevels



OILED TOUCH  
WOOD STRUCTURE

62001360 MANHATTAN OAK \*  
2 bevels



OILED TOUCH  
WOOD STRUCTURE

62001392 VOLARE OAK 2 STR \*  
no bevels

# Original

CLASS 34 - AC6

Thickness

9+2  
mm

Length / Width

1207  
x 198

Installation

High  
Tech  
Loc  
ALUMINIUM

\* Matching  
accessoires  
available

incl. Underlay



62001378 COCKTAILS & DREAMS  
2 bevels



62001377 ART DECO  
2 bevels



62001379 FLY ME TO THE MOON  
2 bevels



62001381 HOLLYWOOD & VINE \*  
2 bevels

# Original Shipdeck

## CLASS 34 - AC6

Thickness	Length / Width	Installation
9+2 mm	1207 x 198	<b>High Tech Loc</b> ALUMINIUM

incl. Underlay

\* Matching accessories available



62001356 LIGHT OAK SHIPDECK \*  
shipdeck



62001396 WHITE OILED OAK SHIPDECK \*  
shipdeck



62001374 BERGEN OAK SHIPDECK \*  
shipdeck



62001393 OILED TEAK SHIPDECK 2 STR \*  
shipdeck